

## First use

1. Connect the box to the battery
2. Launch the **INFACO**® app and select the box from the home page.
3. Connect and power on the pruning shears.



F3015



F3020

## Prerequisite:

Android 5.1 version minimum  
IOS version 13.0 minimum

**To use the app and detect the box, activate geolocation and Bluetooth® on the phone.**

For more information, use the following link:  
<https://my.infaco.com/help> or scan the QR code



## Items to check:

- Android:
  - Activation of the required permissions (if not activated, an error message is displayed that redirects to the phone settings);
  - In "Battery Optimization" mode, the INFACO® app does not need to be optimized. This blocks geolocation when the smartphone is on standby;
  - Activation of mobile data for proper pruning tracking operation.
- IOS: activate all the authorizations required for the app to run.

## Protection of the environment

Observe all country-specific waste disposal rules and regulations.



> Power tools must not be disposed of with household refuse.



> The device, accessories and packaging must be taken to a recycling center.

> Ask the approved INFACO dealer for up-to-date information on the eco-compatible elimination of waste.

## Precautions for use and safety

- Before starting the working day, make sure the battery is fully charged (3 LEDs lit on the pruning shears).
- Always disconnect the product from the power cord when handling for other purposes than pruning.
- Do not leave the product and/or the battery on the ground, and do not expose them to the elements.
- Make sure the battery's protective plastic casing is not cracked and does not seem to have suffered impacts or other aggressions.
- When working, it is normal for the battery temperature to rise. Recommended operating temperature: -5 to 35°C / 23 to 95°F.
- In wet weather, it is imperative to carry the battery and the product under waterproof clothing to keep them protected from the rain.
- After using the tool in the rain or in a damp environment, it is strongly recommended to store the (disconnected) device outside its case in a heated and ventilated place.
- Always keep the cord away from the cutting zone.

## Declaration of conformity (EC)

INFACO S.A.S. declares that the new equipment designated below:

### Connected box

Brand name: INFACO  
Model: BC3015 / BC3020  
Serial number:



Year of manufacture: 20 \_\_\_\_\_

Complies with the provisions of the following directives:

- "Safety Requirements" (IEC 62368-1-2014)
- "Machinery" (directive 2006/42/EEC)
- "Electromagnetic compatibility" (directive 2004/108/EEC) and the national legislation enacting them.
- The person authorized to compile the technical file at INFACO is Mr. Gregory ALVAREZ.





Signed at: CAHUZAC SUR VÈRE  
On: 01/01/2023

M. DELMAS Daniel INFACO Managing Director

A handwritten signature in black ink, likely belonging to Daniel Delmas.

INFACO undertakes to provide national authorities with all relevant information concerning the machine.

## Specifications

	Power supply	Consumption	Weight	Dimensions	Compatible battery	Compatible pruning shears
<b>BC3015</b>	48V 2.5Ah 117Wh	21A max 1150W max	257 g / 9 oz.	1420 mm / 55 inches	831B 	F3015 
<b>BC3020</b>	36V 3Ah 108Wh	34A max 1430W max	203 g / 7 oz.	1725 mm / 68 inches	L100B 	F3020 

*These specifications are given as an indication only. Under no circumstances may they be considered as contractually binding. They are subject to modification without prior notice in the interests of product development. Patented equipment.*

## Safety instructions

**For any handling other than pruning, the shears must be in the closed position, disconnected from the battery and placed in the battery-holder vest holster.**

Caution: when the device is not in use (storage, transport, end of charging, etc.) is it compulsory to disconnect the battery from the power cord. It is imperative to disconnect the pruning shears from the power cord for the following operations:

- When donning or removing the battery-holder vest.
- When sharpening the blade.
- When fitting, removing or lubricating the blade.
- When changing the cutting head.
- For all operations or repairs on the pruning shears.
- For all operations other than pruning.

**Handle the cutting edge of the blade very carefully when removing and adjusting it.**

- When the equipment is in operation, always keep your hands well away from the cutting head.
- In wet weather, protect the battery. When disconnecting, make sure that no moisture enters the battery socket.
- Do not use the equipment if there is a risk of fire or explosion, for example in the presence of inflammable liquids or gases.
- Keep the cord away from heat, oil and sharp edges.
- Never use the equipment at night or in poor light without setting up additional lighting.
- Keep the equipment out of the reach of children or visitors.
- Keep watch over children to make sure they do not play with the device.
- The device is not designed to be used by persons (including children) with reduced physical, sensory or intellectual capacities, or by any person who does not have experience or knowledge, unless they have received prior training or instructions on the use of the device from a person in charge of their safety.
- If a cord is defective or damaged, it must be replaced with a genuine cable or set from the INFACO factory or from an approved INFACO dealer.
- Never make any mechanical alterations to the battery, harness, charger or connectors.

- Never let the battery or charger come into contact with water.
- Never expose the battery or the charger to high temperatures (direct sunlight, heating, etc.) > 140°F.
- Never use chargers, batteries, cords, etc. other than those sold by INFACO.
- Do not use chemicals to clean the device (pruning shears, cords, batteries and charger).
- To reduce health risks, INFACO recommends that people wearing a pacemaker consult a doctor and the pacemaker manufacturer before using this system.



**Regardless of the circumstances and WITH or WITHOUT the DSES safety system, users must make sure that the hand not holding the pruning shears is at least 20 cm / 8 inches away from the tool blade.**



**For your own safety, protect your hand not holding the pruning shears using suitable protection such as hard-shelled gloves or an additional safety device (DSES) with or without a cord. INFACO declines all liability for injuries and/or material damage caused by the use of equipment containing defective parts.**

### IMPORTANT INFORMATION ABOUT THE BATTERIES:

- Only use new batteries of the correct size and type.
- Do not mix new batteries with used batteries, different types of batteries (standard zinc and carbon, alkaline, rechargeable) or rechargeable batteries of different capacities.
- Always charge rechargeable batteries under adult supervision.
- Observe the correct polarity, (+) and (-).
- Do not attempt to recharge non-rechargeable batteries.
- Do not crush the batteries
- Do not dispose of batteries by attempting to burn them.
- Replace all batteries of the same type and brand at the same time.
- Do not short-circuit the terminals.
- Batteries must be replaced by an adult.
- Batteries must be recycled or disposed of in accordance with national or regional guidelines.